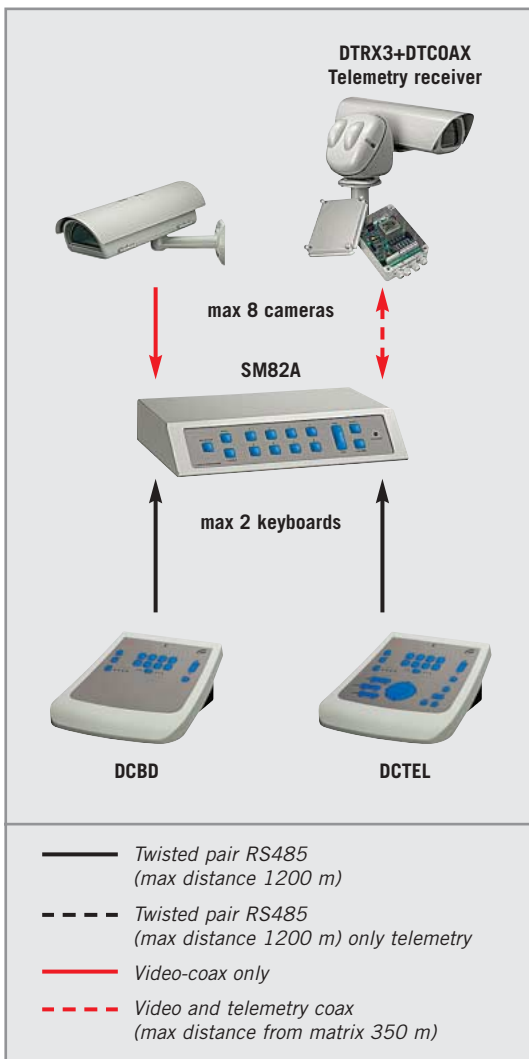


SM42A-82A SMALL VIDEO MATRIX



- Video programming "On Screen Menu"
- 4 video inputs expandable to 8
- 2 video outputs
- Remote control by max 2 operators + one local
- Telemetry line
- Privacy video-masking function



The SM42A-SM82A microprocessor-controlled matrix with remote or local control allows the switching of 4 (8) cameras on 2 video outputs.

The matrix can be controlled by two remote keyboards, by the local keyboard or by the innovative infrared remote control DCIR in RS485.

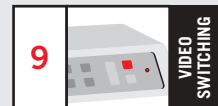
The keyboards, located at a maximum of 1200 m (3900 ft) from the cycle matrix, allow the video switching and matrix set-up, in four languages, "On screen Menu" and telemetry control through the matrix itself.

One alarm contact can be associated with the corresponding video input. In case of alarm, the alarmed video input can be displayed on the video output. The alarm contacts are independent and configured as normally open (NO) or normally closed (NC). The reset of an alarm situation is performed through keyboard, external contact or time-out.

A programmable password ensures protection from improper use of the matrix.

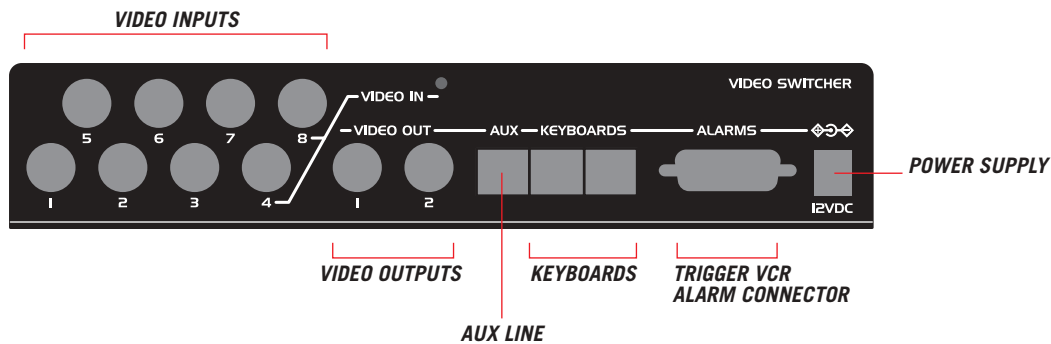
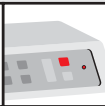
The telemetry control can be performed over the coax cable or by RS485. The RS485 auxiliary output allows the control of the multiplexer SP16C.

By a VCR trigger it is possible to control the video sequence to be taped.



MODELS

SM42A	4-input and 2-output video matrix
SMEX4	4-input expansion board for SM42A
SM82A	8-input and 2-output video matrix



TECHNICAL DATA

GENERAL

- Max 4-8 cameras
- Max 2 remote keyboards + local keyboard
- On screen display video programming
- Menu in four languages (Italian, English, French and German)
- Different switching sequences for each output video
- Identification texts for each output
- Types of alarm reset: manual from keyboard, external, timed automatically
- Completely configurable alarm input for each 4 (8) video input
- VCR trigger management
- Alarm condition warning buzzer
- Relay can be activated by each alarm
- Telemetry control on RS485 auxiliary line and on coaxial cable
- Local keyboard for complete matrix control
- Video signal masking on fixed camera for privacy purposes
- Input 75 Ohm load disconnectable
- Supplied with: instructions manual, wide range power supply, 3 power cables, 2 RJ11 telephone cables, 2 jack shunt boxes RJ11, 1 DB15 connector

MECHANICAL

- Metal enclosure
- Painted with epoxy polyester powder RAL7036
- Keyboard made of polycarbonate with 15 keys
- Dimensions: 167x230x47 mm (6.5x9x1.8 in)
- 1 connector 15 poles
- 3 connectors RJ11
- Power supply jack connector
- 2 BNC video outputs
- 4-8 BNC video inputs

ELECTRICAL

- Power supply: IN 100-240VAC, 47/63Hz - OUT 12VDC, 1A
- Power consumption: 15W
- Video: 4-8 inputs 750ohm 1Vpp; 2 outputs 75 Ohm 1 Vpp
- Bandwidth: >6MHz
- Lower cut off frequency: (-3dB): 9Hz
- Signal/noise ratio: >48dB@5.5MHz
- Relay contact: 50VAC 0,3 A

COMMUNICATIONS

- Telemetry transmission on coax cable on the 4-8 video inputs for a max distance of 350 m (1150 ft)
- Telemetry data transmission on serial output RS485 for a max distance of 1200 m (3900 ft)
- Two serial inputs RS485 for the reception of data from 2 remote keyboards for a max distance of 1200 m (3900 ft)

RELATED PRODUCTS

- DCBD, DCTEL, DCIR, DCK, DCJ, DCT keyboards
- Control on serial output RS485:
Multiplexer: SP16C
Telemetry receivers: DTRXDC, DTRX3, DTMRX2, MICRODEC485
- Control on coax cable on 4-8 video inputs of Videotec telemetry receivers DTRX3+DTCOAX and DTMRX2

Retrofit on discontinued products; contact Videotec for further specifications.

INTERFACE WITH OTHER PRODUCTS

- Direct control or through matrix series SM of multiplexer Javelin/Hitron colour or B/W
- Protocol Pelco D for telemetry control

Hitron, Javelin and Pelco are registered trademarks.

Because SM42A-SM82A may be interfaced with equipment not manufactured by Videotec, it is possible that the interface protocols have changed or are in a different configuration from earlier tested units from us. Because Videotec recommends a bench test prior to installation, Videotec will not be liable for any installation costs or lost revenues in the event a compatibility problem will occur.

ENVIRONMENT

- Indoor
- Operating temperature: 0-40°C (32-105°F)

COMPLIANCE TO

- CE according to EN 61000-6-3, EN 60950, EN 55022 Class B, EN 50130-4
- FCC according to Part. 15 Class B



Unit Weight (kg / lb):
SM82A: 1,8 / 3,9

Package Weight (kg / lb):
SM82A: 2,35 / 5,1

Package Dimensions (cm / in):
SM82A: 7x27,5x33 / 2,7x10,8x13

Master Carton (units):
SM82A: 10