

NERLITE® R-70-1 "V2" Series Ring

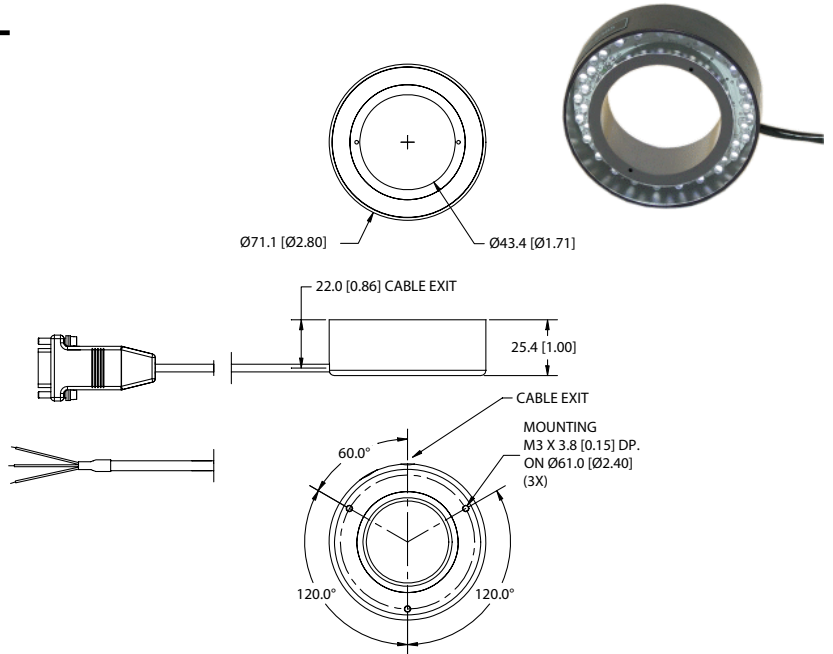
R-70-1 "V2" Series Ring Illuminators feature 24 LEDs in a single ring configuration. Building on the design of our original R-70 Series, these models offer enhancements to mounting and accessory installation that make them class leaders in application versatility. Lens adapter options permit direct mounting to lens filter threads or lens barrel. A wide selection of model choices... diffused, non-diffused, or focused – red or white spectrums – 12 or 24 volt power – continuous or strobed ... assures broad application coverage. For applications where more light intensity is required, see the [R-70-2](#) (two rings of 24 LEDs each for a total of 48 LEDs). R-70-1 V2 Ring Illuminators are ideal for applications that require cost-effective illumination of diffused surfaces.

MODEL#	DESCRIPTION
RVA:0106058	R-70-1 V2, R LED
	0 = ND, 1 = D
	0 = 12V-C, 1 = 24V-C, 2 = 24V-S
RVA:0106058	R-70-1 V2, R LED
	2 = F 70, 3 = F 102, 4 = F 127
	0 = 12V-C, 1 = 24V-C, 2 = 24V-S
RVA:0106058	R-70-1 V2, W LED
	0 = ND, 1 = D
	3 = 12V-C, 4 = 24V-C, 5 = 24V-S
RVA:0106058	R-70-1 V2, W LED
	2 = F 70, 3 = F 102, 4 = F 127
	3 = 12V-C, 4 = 24V-C, 5 = 24V-S

Description Key Example

R-xx-x, R LED-D, 12V-C

Outer Diam. (mm) - # of Rings	Color: R-Red W-White B-Blue G-Green I-Infrared U-Ultraviolet	Source: FO-Fiber Optic FL-Fluorescent LED- Light Em. Diode	Voltage (DC): C-Continuous S-Strobe
Family Designation		Delivery (Ring): D-Diffused ND- Non-Diffused F-Focused	



Illumination & Electrical:

Lighting Technique: Ring
Light Aperture: 43.4 mm (1.71 in.)

Light Characteristics:

Source	Color (nm)	Exp. Life	Voltage/Current (max.)		
			12V-C	24V-C	24V-S
LED	Red + (660)	50k hrs.	84 mA	46 mA	0.8 A pk.
LED	White - 6500 Kelvin	10k hrs.	160 mA	80 mA	1.6 A pk.

CE Conformity: Yes

Mechanical:

OD x ID x H (mm/in.): 71.1 mm x 43.4 mm x 25.4 mm
 (2.80 in. x 1.71 in. x 1.0 in.)
Mounting: (3) M3 X 3.8 mm (0.15 in.) Deep
Housing Material: Black Anodized Aluminum
Weight: 136 grams (0.3 lbs.)

Environmental:

Max. Operating Humidity 95% non-condensing
Operating Temp. 40°C (104°F)
Storage Temp. 50°C (122°F)

Accessories:

Part #	Description	Models Used On
RVA:010901900	SCM-2, 2 Channel Strobe Cntrl.	24V-S
RVA:010501402	CPS-24, 24VDC, US cord	24V-S ¹
RVA:010501401	CPS-24, 24VDC, EU cord	24V-S ¹
RVA:010502601	CPS-24T, 24VDC US w/9-pin D-sub	24V-C & 24V-S ^{1,2}
RVA:010502602	CPS-24T, 24VDC EU w/9-pin D-sub	24V-C & 24V-S ^{1,2}
RVA:010500301	CPS-12 3.5A, 12VDC, US Cord	12V-C
RVA:010500303	CPS-12 3.5A, 12VDC, EU Cord	12V-C
RVA:010502700	ICM-1, M/D Intensity Cntrl, 12V-C	12V-C
RVA:010502701	ICM-1, M/D Intensity Cntrl, 24V-C	24V-C ²
RVA:010502702	SCM-1, 1 Channel M/D Strobe Cntrl.	24V-S
RVA:010503500	VPS-II, 2 Ch. Variable PS, US Cord	12V-C
RVA:010503501	VPS-II, 2 Ch. Variable PS, EU Cord	12V-C
RVA:030003702	Ext. Cable, Cont., 1.8 M (6 ft.)	12V-C & 24V-C
RVA:030003703	Ext. Cable, Cont., 3.0 M (10 ft.)	12V-C & 24V-C
RVA:030007006	Ext. Cable, Strobe, 1.8 M (6 ft.)	24V-S
RVA:030007010	Ext. Cable, Strobe, 3.0 M (10 ft.)	24V-S
RVA:030006900	Y cable, 2 Lights, 9 pin D-sub Strb.	24V-S
RVA:030003601	Y cable, 2 Lights, 9 pin D-sub Cont.	12V-C & 24V-C
RVA:010026310	Lens Adptr, Clamp-On, Nylon Screws, 43.4mm ID	All
RVA:080103900	Lens Adptr, Fltr Thrd Mnt 25.5 x 0.5mm, 22.9mm ID	All
RVA:080092600	Lens Adptr, Fltr Thrd Mnt 27.0 x 0.5mm, 24.4mm ID	All
RVA:080092501	Lens Adptr, Fltr Thrd Mnt 30.5 x 0.5mm, 27.5mm ID	All
RVA:080092500	Lens Adptr, Fltr Thrd Mnt 40.5 x 0.5mm, 37.3mm ID	All

¹ RVA:01050140x used only with RVA:010901900;

RVA:01050260x used with either RVA:010502702 or 24V-C lights with DB-9 connectors

² 24V-C accessories are not available for "Flying Leads" configurations

Cables/Connectors:

	Connector	Length	Pin#	1	2	3	4	5	6	7	8	9
12V-C Models	9 pin D-sub Male	2.0 M (6.6 ft.)		n/a	n/a	GND	+12VDC	n/a	n/a	n/a	n/a	n/a
24V-S Models	9 pin D-sub Male	2.0 M (6.6 ft.)		V-	n/a	n/a	+24VDC	n/a	n/a	n/a	n/a	n/a
24V-C Models ¹	9 pin D-sub Male ¹	2.0 M (6.6 ft.)		n/a	n/a	n/a	n/a	n/a	n/a	+24VDC	n/a	GND

¹ Note: 24V-C Models w/"Flying Leads" have a 4.5 M (15 ft.) cable with two (2) tinned leads and no connector; leads are labeled GND and V+ (+24VDC)

NERLITE® R-70-2 "V2" Series Ring

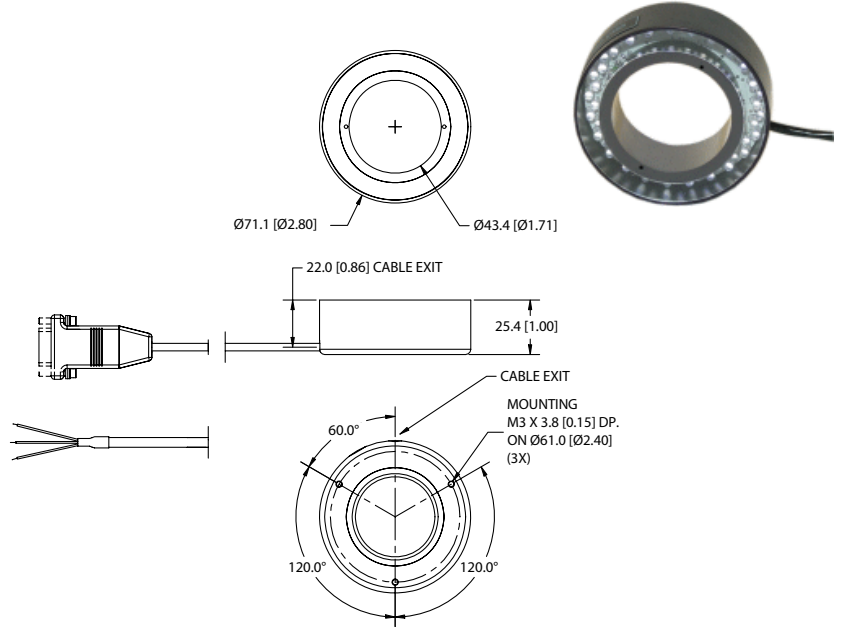
R-70-2 "V2" Series Ring Illuminators feature 48 LEDs in a dual ring configuration. Building on the design of our original R-70 Series, these new models offer enhancements to mounting and accessory installation that make them class leaders in application versatility. Lens adapter options permit direct mounting to lens filter threads or lens barrel. A wide selection of model choices... diffused, non-diffused, or focused – red or white spectrums – 12 or 24 volt power – continuous or strobed ...assures broad application coverage. For applications where less light intensity is acceptable, see the [R-70-1](#) (single ring of 24 LEDs). R-70-2 "V2" Ring Illuminators are ideal for applications that require cost-effective illumination of diffused surfaces.

MODEL#	DESCRIPTION
RVA:0106048	R-70-2 V2, R LED
	0 = ND, 1 = D
	0 = 12V-C, 1 = 24V-C, 2 = 24V-S
RVA:0106048	R-70-2 V2, R LED
	2 = F 70, 3 = F 102, 4 = F 127
	0 = 12V-C, 1 = 24V-C, 2 = 24V-S
RVA:0106048	R-70-2 V2, W LED
	0 = ND, 1 = D
	3 = 12V-C, 4 = 24V-C, 5 = 24V-S
RVA:0106048	R-70-2 V2, W LED
	2 = F 70, 3 = F 102, 4 = F 127
	3 = 12V-C, 4 = 24V-C, 5 = 24V-S

Description Key Example

R-xx-x, R LED-D, 12V-C

Outer Diam. (mm) - # of Rings	Color: R-Red W-White B-Blue G-Green I-Infrared U-Ultraviolet	Source: FO-Fiber Optic FL-Fluorescent LED- Light Em. Diode	Voltage (DC): C-Continuous S-Strobe
Family Designation		Delivery (Ring): D-Diffused ND- Non-Diffused F-Focused	



Illumination & Electrical:

Lighting Technique: Ring
Light Aperture: 43.4 mm (1.71 in.)
Light Characteristics:

Source	Color (nm)	Exp. Life	Voltage/Current (max.)		
			12V-C	24V-C	24V-S
LED	Red + (660)	50k hrs.	168 mA	92 mA	1.6 A pk.
LED	White - 6500 Kelvin	10k hrs.	320 mA	160 mA	3.2 A pk.

CE Conformity: Yes

Mechanical:

OD x ID x H (mm/in.): 71.1 mm x 43.4 mm x 25.4 mm (2.80 in. x 1.71 in. x 1.0 in.)
Mounting: (3) M3 X 3.8 mm (0.15 in.) Deep
Housing Material: Black Anodized Aluminum
Weight: 136 grams (0.3 lbs.)

Environmental:

Max. Operating Humidity: 95% non-condensing
Operating Temp. 40°C (104°F)
Storage Temp. 50°C (122°F)

ACCESSORIES:

Part #	Description	Models Used On
RVA:010901900	SCM-2, 2 Channel Strobe Cntrl.	24V-S
RVA:010501402	CPS-24, 24VDC, US cord	24V-S ¹
RVA:010501401	CPS-24, 24VDC, EU cord	24V-S ¹
RVA:010502601	CPS-24T, 24VDC US w/9-pin D-sub	24V-C & 24V-S ^{1,2}
RVA:010502602	CPS-24T, 24VDC EU w/9-pin D-sub	24V-C & 24V-S ^{1,2}
RVA:010500301	CPS-12 3.5A, 12VDC, US Cord	12V-C
RVA:010500303	CPS-12 3.5A, 12VDC, EU Cord	12V-C
RVA:010502700	ICM-1, M/D Intensity Cntrl, 12V-C	12V-C
RVA:010502701	ICM-1, M/D Intensity Cntrl, 24V-C	24V-C ²
RVA:010502702	SCM-1, 1 Channel M/D Strobe Cntrl.	24V-S
RVA:010503500	VPS-II, 2 Ch. Variable PS, US Cord	12V-C
RVA:010503501	VPS-II, 2 Ch. Variable PS, EU Cord	12V-C
RVA:030003702	Ext. Cable, Cont., 1.8 M (6 ft.)	12V-C & 24V-C
RVA:030003703	Ext. Cable, Cont., 3.0 M (10 ft.)	12V-C & 24V-C
RVA:030007006	Ext. Cable, Strobe, 1.8 M (6 ft.)	24V-S
RVA:030007010	Ext. Cable, Strobe, 3.0 M (10 ft.)	24V-S
RVA:030006900	Y cable, 2 Lights, 9 pin D-sub Strb.	24V-S
RVA:030003601	Y cable, 2 Lights, 9 pin D-sub Cont.	12V-C & 24V-C
RVA:010026310	Lens Adptr, Clamp-On, Nylon Screws, 4.3.4mm ID	All
RVA:080103900	Lens Adptr, Fltr Thrd Mnt 25.5 x 0.5mm, 22.9mm ID	All
RVA:080092600	Lens Adptr, Fltr Thrd Mnt 27.0 x 0.5mm, 24.4mm ID	All
RVA:080092501	Lens Adptr, Fltr Thrd Mnt 30.5 x 0.5mm, 27.5mm ID	All
RVA:080092500	Lens Adptr, Fltr Thrd Mnt 40.5 x 0.5mm, 37.3mm ID	All

¹ RVA:01050140x used only with RVA:010901900;

RVA:01050260x used with either RVA:010502702 or 24V-C lights with DB-9 connectors

² 24V-C accessories are not available for "Flying Leads" configurations

Cables/Connectors:

Connector	Length	Pin#	1	2	3	4	5	6	7	8	9
12V-C Models	9 pin D-sub Male	2.0 M (6.6 ft.)	n/a	n/a	GND	+12VDC	n/a	n/a	n/a	n/a	n/a
24V-S Models	9 pin D-sub Male	2.0 M (6.6 ft.)	V-	n/a	n/a	+24VDC	n/a	n/a	n/a	n/a	n/a
24V-C Models ¹	9 pin D-sub Male ¹	2.0 M (6.6 ft.)	n/a	n/a	n/a	n/a	n/a	n/a	+24VDC	n/a	GND

¹ Note: 24V-C Models w/"Flying Leads" have a 4.5 M (15 ft.) cable with two (2) tinned leads and no connector; leads are labeled GND and V+ (+24VDC)

NERLITE® R-70 "V2" Evaluation Accessories Kit

The **R-70 "V2" Evaluation Accessories Kit** provides a diffused lens, three fresnel (focusing) lenses (70mm, 102mm and 127mm focal lengths) and a lock ring tool to support quick and easy lens changes for product demonstration/evaluation purposes.



Model #	Description
RVA:010907000	KIT, R-70 V2 EVAL ACCESSORIES

Mechanical:

Lenses:

OD x ID x H (mm/in.): 68.3 mm x 49.3 mm x 1.5 mm
(2.69 in. x 1.94 in. x 0.06 in.)

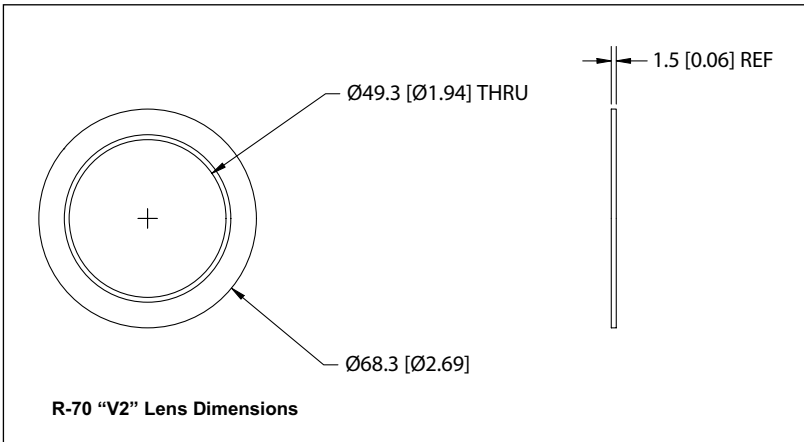
Mounting: R-70 "V2" Lock Ring
Material: Plastic

Tool:

L x W x H (mm/in.): 101.5 mm x 25.2 mm x 21.0 mm
(4.00 in. x 0.99 in. x 0.83 in.)

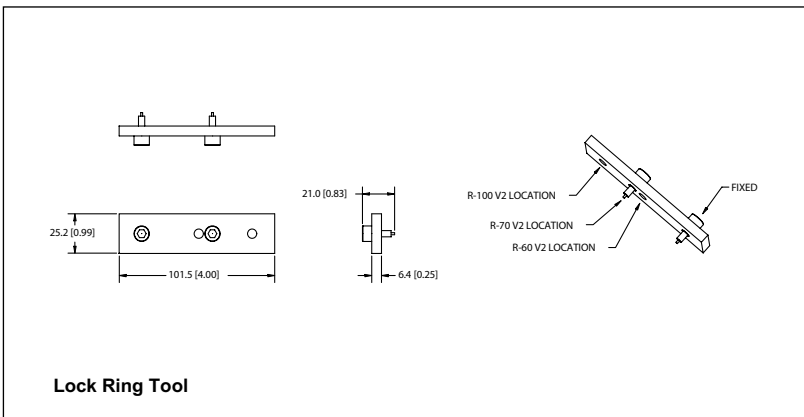
Material: Aluminum

Weight (kit – tool & lenses): 82.2 grams (2.9 oz.)



NERLITE "V2" Ring Lens Interchange Procedure

1. Position "V2" Ring Illuminator (R-60, R-70 or R-100) with lens up on a clean work surface.
2. Place the adjustable pin of the Lock Ring Tool into the appropriate bar hole based on size of Ring Light.
3. Insert pins of Lock Ring Tool into pin holes of the light's lock ring, loosen and remove lock ring (counter-clockwise motion).
4. Lift lens out of housing by inside edges to avoid contamination.
5. Place new lens in housing (handle by edges).
6. Thread lock ring in (clockwise) by hand and tighten with tool.



Pin Placement:

